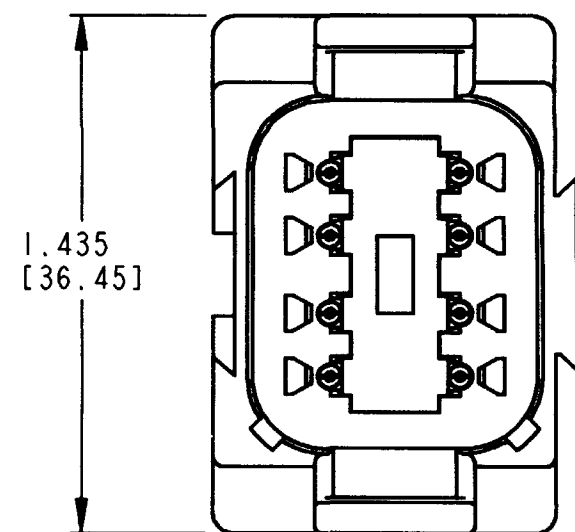
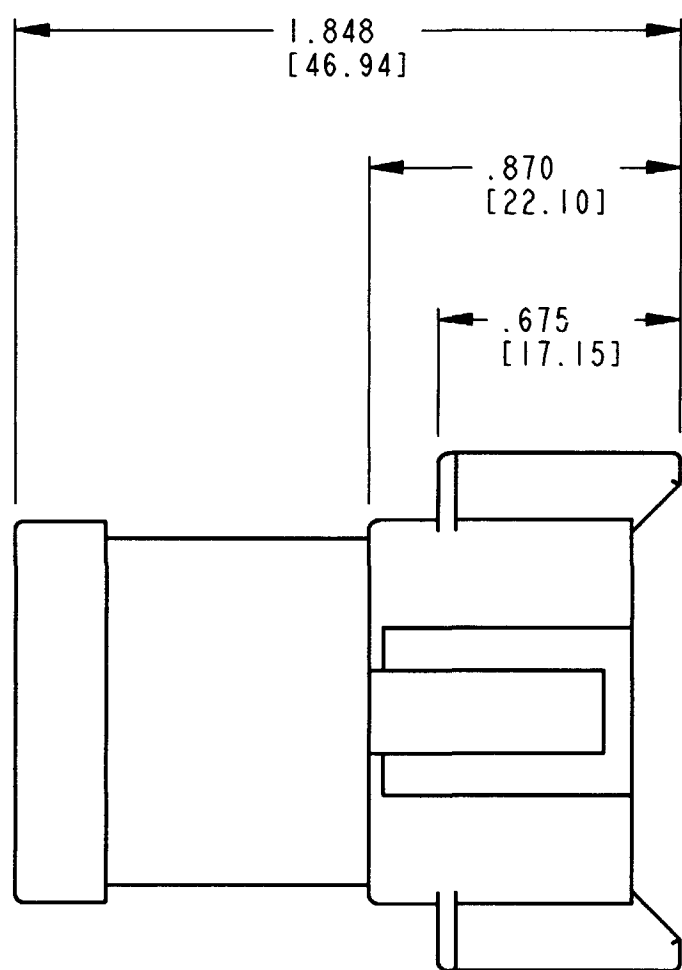
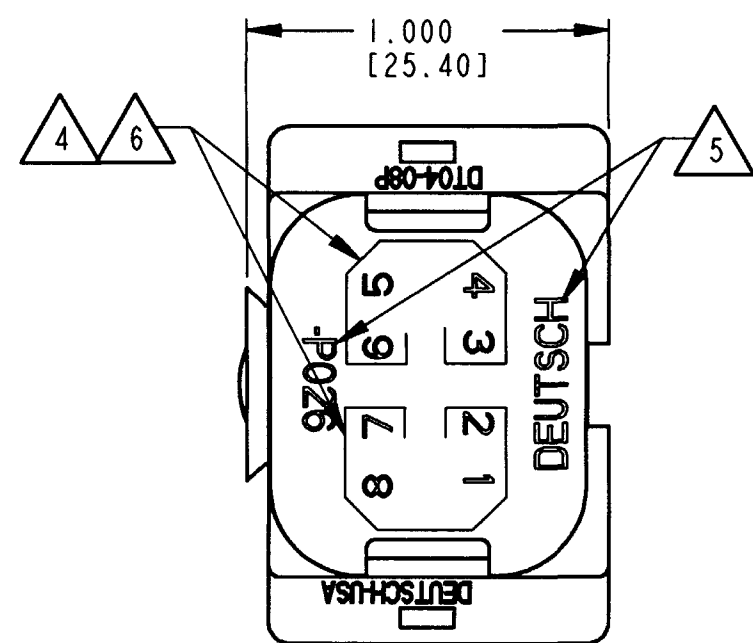


**3D VIEW**



REV  
A DT04-08PB-P026

REVISIONS			
SYM	DESCRIPTION	DATE	APPROVED
NC	NEW RELEASE PER E.O. P16142	8/17/99	RDR
A	REVISION PER E.O. P16286	9/2/99	<i>[Signature]</i>

- NOTES:
- 5. ORIENTATION OF "DEUTSCH" AND "-P026" TO BE OPTIONAL.
  - 4. BORDER SIGNIFIES THAT PINS 1,2,7,8 AND PINS 3,4,5,6 ARE BUSSED TOGETHER WITH 4 PIN BUSBARS.
  - 3. THIS DT04-08PB-P026 MATES WITH DT06-08SB-\*\*\*\* (\*\*\*\* = ALL MODIFICATIONS). CONSULT FACTORY FOR MODIFICATIONS.
  - 2. DIMENSIONS ARE ±.025[0.63] UNLESS OTHERWISE SPECIFIED.
  - 1. DIMENSIONS ARE IN INCHES [MILLIMETERS].

6. THE 4 PIN BUSBAR HAS A MAXIMUM CURRENT RATING OF 26 AMPS.

SIGNATURE & DATE	
DR	M. GONZALEZ 8/5/99
CHK	<i>[Signature]</i> 9/2/99
PE	<i>[Signature]</i> 9/2/99
APPD	<i>[Signature]</i> 9/2/99
SCALE	NONE WT

DT 8 WAY RECEPTACLE  
KEY ARRANGEMENT -B-  
(2) 4 PIN BUSBARS-NICKEL PLATED  
COLOR: BLACK

ENVELOPE

CP	MATL. CODE
<b>The Deutsch Company</b> DEUTSCH I.P.D. 3850 INDUSTRIAL AVE. HEMET, CALIF. 92545	
<b>B</b>	<b>DT04-08PB-P026</b>
DWG SIZE	CODE 11'39 SHEET   OF